

中欧成长优选回报灵活配置混合型发起式证券投资基金 2017 年年度报告摘要

2017 年 12 月 31 日

基金管理人:中欧基金管理有限公司
基金托管人:中国建设银行股份有限公司
基金合同生效日期:2016年03月30日

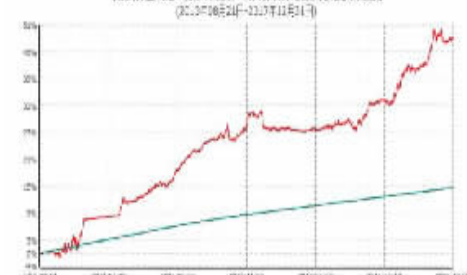


Table with 2 columns: Item and Value. Includes fund name, code, type, and other basic information.

2.1 基金基本情况
中欧成长优选混合
基金代码: 166020
基金运作方式: 契约型、开放式、发起式

2.2 基金产品说明
投资目标: 在有效控制投资组合风险的前提下,通过积极主动的资产配置,力争获得超越业绩比较基准的收益。

2.3 基金管理人及基金托管人
基金管理人: 中欧基金管理有限公司
基金托管人: 中国建设银行股份有限公司

2.4 信息披露方式
基金管理人网站: www.zofund.com
基金年度报告备置地点: 基金管理人、基金托管人的办公场所

Table with 3 columns: Item, 2017, 2016. Shows financial data for the fund.

Table with 3 columns: Item, 2017, 2016. Shows performance metrics for the fund.

Table with 3 columns: Item, 2017, 2016. Shows performance metrics for the fund.

Table with 3 columns: Item, 2017, 2016. Shows performance metrics for the fund.

Table with 3 columns: Item, 2017, 2016. Shows performance metrics for the fund.

Table with 3 columns: Item, 2017, 2016. Shows performance metrics for the fund.

Table with 3 columns: Item, 2017, 2016. Shows performance metrics for the fund.

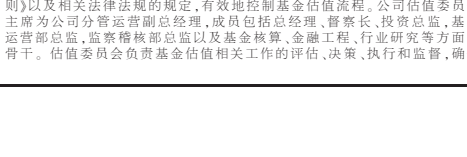
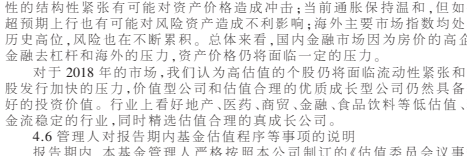
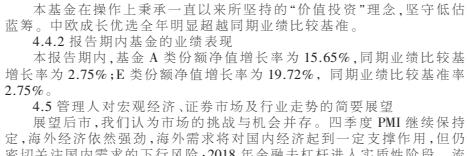
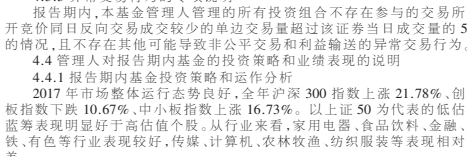
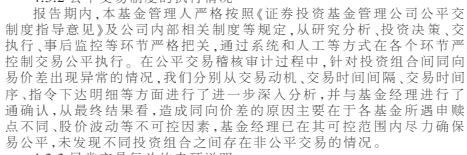
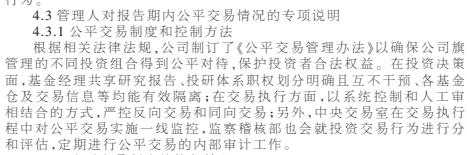
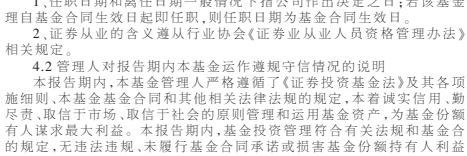
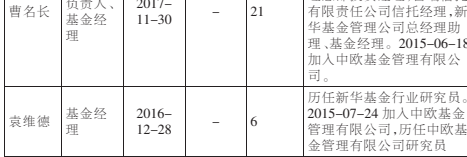
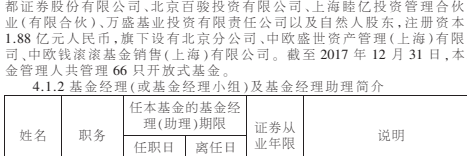
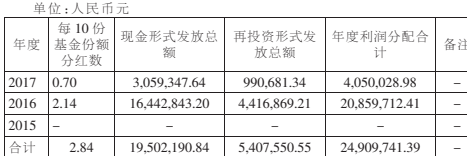

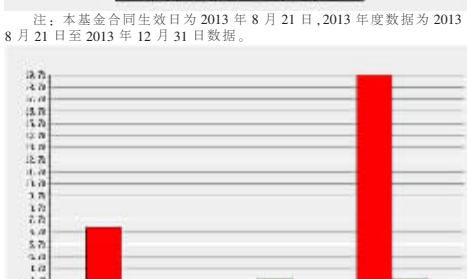
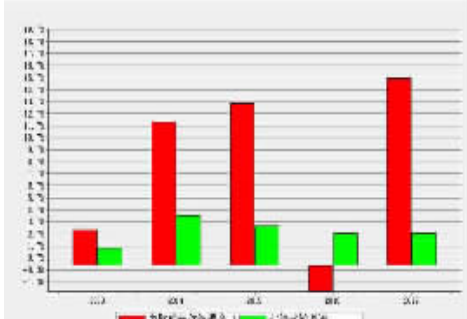
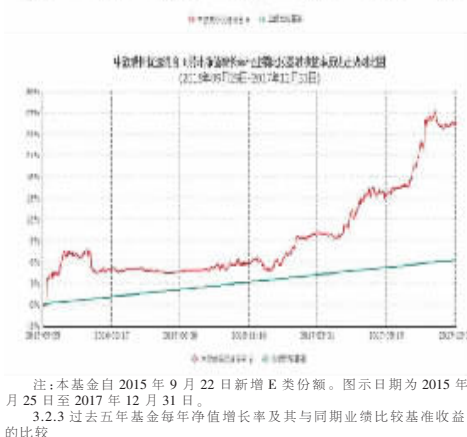
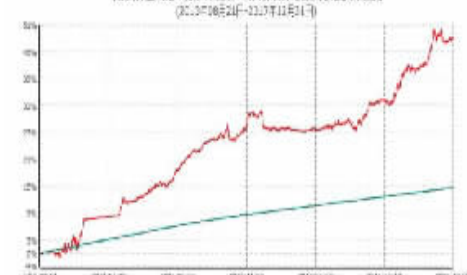
Table with 3 columns: Item, 2017, 2016. Shows performance metrics for the fund.

Table with 3 columns: Item, 2017, 2016. Shows performance metrics for the fund.

Table with 3 columns: Item, 2017, 2016. Shows performance metrics for the fund.

Table with 3 columns: Item, 2017, 2016. Shows performance metrics for the fund.

Table with 3 columns: Item, 2017, 2016. Shows performance metrics for the fund.



基金估值公允、合理,防止估值被扭曲进而对基金份额持有人产生不利影响。基金管理人按照最新估值原则,证监会相关规定和基金合同关于估值的约定,对基金投资品种进行估值,具体估值流程为:基金日常估值由基金管理人进行,基金托管人按基金合同规定的估值方法、时间、程序进行复核,确保估值公允、合理,防止估值被扭曲进而对基金份额持有人产生不利影响。

7.4 报表附注
7.4.1 基金基本情况
中欧成长优选回报灵活配置混合型发起式证券投资基金(以下简称“本基金”)经中国证监会核准注册,由中欧基金管理有限公司(以下简称“基金管理人”)发起设立,基金管理人为中欧基金管理有限公司,基金托管人为中国建设银行股份有限公司。

7.4.2 会计政策和会计估计变更及差错更正的说明
7.4.3 会计政策变更的说明
7.4.4 会计估计变更的说明
7.4.5 差错更正的说明

Table with 3 columns: Item, 2017, 2016. Shows financial data for the fund.

Table with 3 columns: Item, 2017, 2016. Shows financial data for the fund.

Table with 3 columns: Item, 2017, 2016. Shows financial data for the fund.

Table with 3 columns: Item, 2017, 2016. Shows financial data for the fund.

Table with 3 columns: Item, 2017, 2016. Shows financial data for the fund.

Table with 3 columns: Item, 2017, 2016. Shows financial data for the fund.

Table with 3 columns: Item, 2017, 2016. Shows financial data for the fund.

Table with 3 columns: Item, 2017, 2016. Shows financial data for the fund.

Table with 3 columns: Item, 2017, 2016. Shows financial data for the fund.

Table with 3 columns: Item, 2017, 2016. Shows financial data for the fund.

Table with 3 columns: Item, 2017, 2016. Shows financial data for the fund.

Table with 3 columns: Item, 2017, 2016. Shows financial data for the fund.

Table with 3 columns: Item, 2017, 2016. Shows financial data for the fund.

Table with 3 columns: Item, 2017, 2016. Shows financial data for the fund.

Table with 3 columns: Item, 2017, 2016. Shows financial data for the fund.

Table with 3 columns: Item, 2017, 2016. Shows financial data for the fund.

Table with 3 columns: Item, 2017, 2016. Shows financial data for the fund.

Table with 3 columns: Item, 2017, 2016. Shows financial data for the fund.

Table with 3 columns: Item, 2017, 2016. Shows financial data for the fund.

Table with 3 columns: Item, 2017, 2016. Shows financial data for the fund.

Table with 3 columns: Item, 2017, 2016. Shows financial data for the fund.

Table with 3 columns: Item, 2017, 2016. Shows financial data for the fund.

Table with 3 columns: Item, 2017, 2016. Shows financial data for the fund.

Table with 3 columns: Item, 2017, 2016. Shows financial data for the fund.

Table with 3 columns: Item, 2017, 2016. Shows financial data for the fund.

Table with 3 columns: Item, 2017, 2016. Shows financial data for the fund.

Table with 3 columns: Item, 2017, 2016. Shows financial data for the fund.

Table with 3 columns: Item, 2017, 2016. Shows financial data for the fund.

Table with 3 columns: Item, 2017, 2016. Shows financial data for the fund.

Table with 3 columns: Item, 2017, 2016. Shows financial data for the fund.

Table with 3 columns: Item, 2017, 2016. Shows financial data for the fund.

Table with 3 columns: Item, 2017, 2016. Shows financial data for the fund.

Table with 3 columns: Item, 2017, 2016. Shows financial data for the fund.

Table with 3 columns: Item, 2017, 2016. Shows financial data for the fund.

Table with 3 columns: Item, 2017, 2016. Shows financial data for the fund.

Table with 3 columns: Item, 2017, 2016. Shows financial data for the fund.

Table with 3 columns: Item, 2017, 2016. Shows financial data for the fund.

Table with 3 columns: Item, 2017, 2016. Shows financial data for the fund.

Table with 3 columns: Item, 2017, 2016. Shows financial data for the fund.

Table with 3 columns: Item, 2017, 2016. Shows financial data for the fund.

Table with 3 columns: Item, 2017, 2016. Shows financial data for the fund.

Table with 3 columns: Item, 2017, 2016. Shows financial data for the fund.

Table with 3 columns: Item, 2017, 2016. Shows financial data for the fund.

Table with 3 columns: Item, 2017, 2016. Shows financial data for the fund.

Table with 3 columns: Item, 2017, 2016. Shows financial data for the fund.

Table with 3 columns: Item, 2017, 2016. Shows financial data for the fund.

Table with 3 columns: Item, 2017, 2016. Shows financial data for the fund.

Table with 3 columns: Item, 2017, 2016. Shows financial data for the fund.