

安徽巨一科技股份有限公司 2021年年度报告摘要

Table with 2 columns: 股票代码 (688162) and 公司名称 (安徽巨一科技股份有限公司)

重要提示: 1. 年度财务报告未经会计师事务所审计... 2. 重大风险提示... 3. 董事会决议通过的本报告期利润分配预案或公积金转增股本预案

2. 主要业务: 公司是汽车等先进制造领域智能装备和新能源汽车机电电控等部件产品的主流供应商... (一)主要业务、主要产品或服务情况



1. 智能装备: 公司智能装备是基于对目标产品原理、结构和性能的充分理解,在公司数据库与知识库的支持下,通过工艺方案规划、模拟仿真与虚拟调试、设计开发、制造集成、工程实施、服务与优化等环节为客户所开发的... (二)新能源汽车机电电控等部件

2. 动力电池智能装备和测试生产线: 公司先后开发动力电池智能装备和测试生产线... 动力电池智能装备和测试生产线: 动力电池智能装备和测试生产线

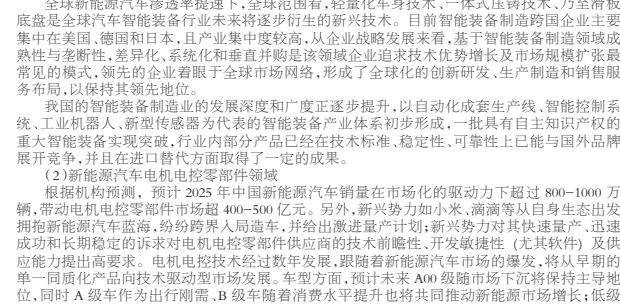
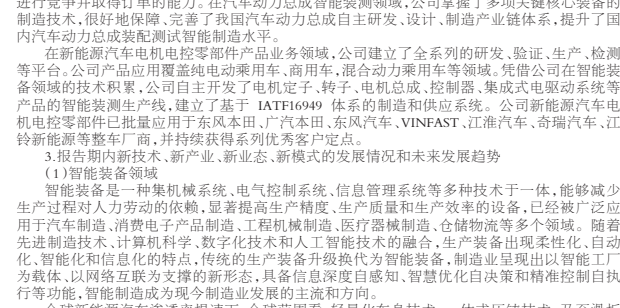
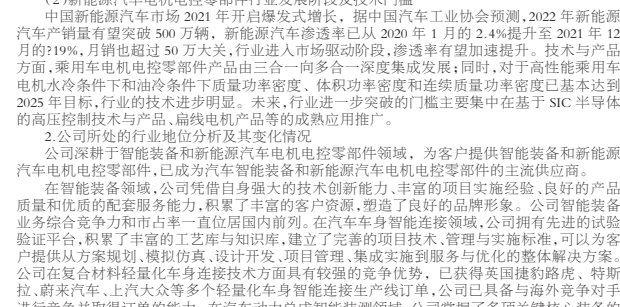
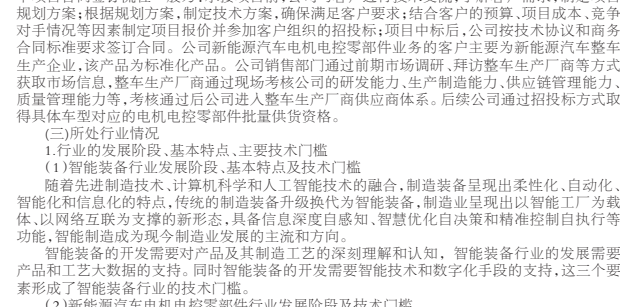

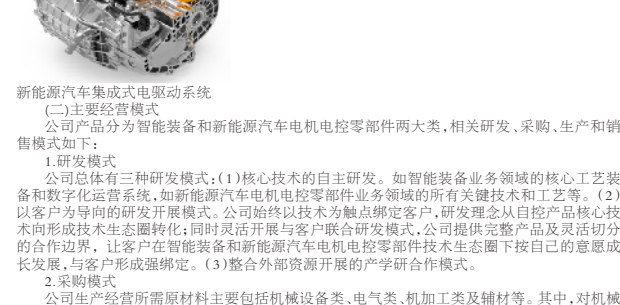

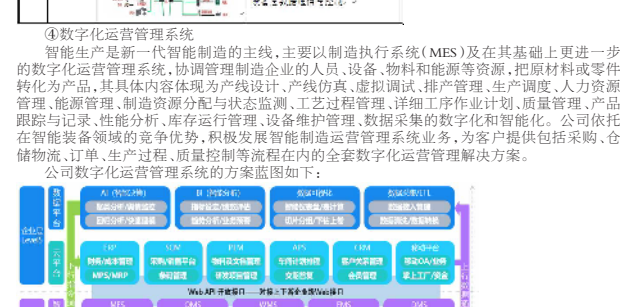
3. 车身智能连接装备和测试生产线: 公司承接车身智能连接装备和测试生产线... 车身智能连接装备和测试生产线: 车身智能连接装备和测试生产线



4. 新能源汽车机电电控等部件: 新能源汽车机电电控等部件: 新能源汽车机电电控等部件

5. 主要财务数据: 2021年度主要财务数据: 2021年度主要财务数据

Table showing key financial data for 2021 and 2020, including revenue, profit, and other metrics.



5. 主要财务数据: 2021年度主要财务数据: 2021年度主要财务数据

Table showing key financial data for 2021 and 2020, including revenue, profit, and other metrics.

Table showing the company's performance across different quarters and years, including revenue and profit.

Table showing the company's performance across different quarters and years, including revenue and profit.

Table showing the company's performance across different quarters and years, including revenue and profit.

Table showing the company's performance across different quarters and years, including revenue and profit.

Table showing the company's performance across different quarters and years, including revenue and profit.

Table showing the company's performance across different quarters and years, including revenue and profit.

Table showing the company's performance across different quarters and years, including revenue and profit.

Table showing the company's performance across different quarters and years, including revenue and profit.

Table showing the company's performance across different quarters and years, including revenue and profit.

Table showing the company's performance across different quarters and years, including revenue and profit.

Table showing the company's performance across different quarters and years, including revenue and profit.

5. 主要财务数据: 2021年度主要财务数据: 2021年度主要财务数据

Table showing key financial data for 2021 and 2020, including revenue, profit, and other metrics.

Table showing the company's performance across different quarters and years, including revenue and profit.

Table showing the company's performance across different quarters and years, including revenue and profit.

Table showing the company's performance across different quarters and years, including revenue and profit.

Table showing the company's performance across different quarters and years, including revenue and profit.

Table showing the company's performance across different quarters and years, including revenue and profit.

Table showing the company's performance across different quarters and years, including revenue and profit.

Table showing the company's performance across different quarters and years, including revenue and profit.

Table showing the company's performance across different quarters and years, including revenue and profit.

Table showing the company's performance across different quarters and years, including revenue and profit.

Table showing the company's performance across different quarters and years, including revenue and profit.

Table showing the company's performance across different quarters and years, including revenue and profit.

5. 主要财务数据: 2021年度主要财务数据: 2021年度主要财务数据